
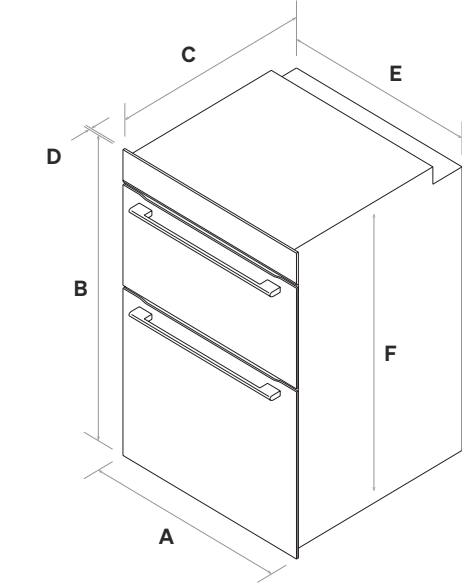


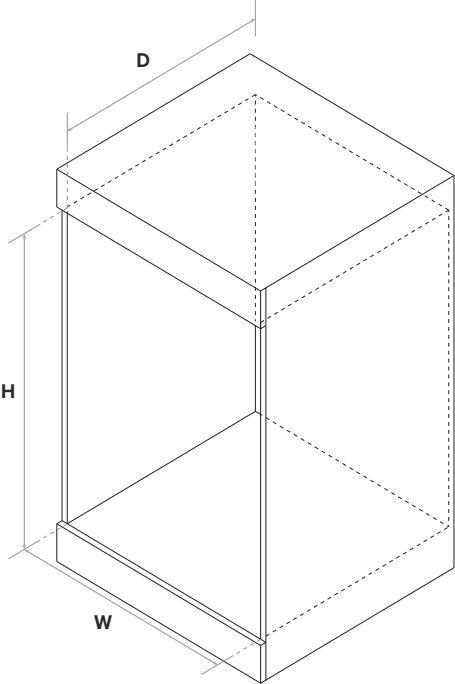
60cm 12 Function Double Oven

Midnight

<div><div>SERIES</div><div>Contemporary</div></div>	<div><div>UPPER FUNCTIONS</div><div><div>1. Light</div><div>2. Grill</div><div>3. Conventional</div><div>4. Classic Bake</div></div></div>	<div><div>WEIGHT (KG)</div><div><div>Net: 53</div><div>Gross: 60.5</div></div></div>
<div><div>AESTHETICS</div><div><div>Black Glass with Midnight Trim</div><div>Midnight Fluted Steel Knobs</div><div>Midnight Aluminium Handle</div><div>Black Tinted Triple Glazed Door</div><div>Grey Crystal Clean Enamel Cavity</div></div></div>	<div><div>LOWER FUNCTIONS</div><div><div>1. Light</div><div>2. Conventional</div><div>3. Pastry Bake</div><div>4. Grill</div><div>5. Fan & Grill</div><div>6. Fan Forced</div><div>7. Brown (Broil)</div><div>8. Defrost</div></div></div>	<div><div>INSTALLATION</div><div>Built-in Installation</div></div>
<div><div>FUNCTIONALITY</div><div><div>Upper Capacity: 42L Gross / 32.5L Net</div><div>Lower Capacity: 65L Gross / 56L Net</div><div>12 × Functions (4 × Upper / 8 × Lower)</div><div>Knob Control with Touch Control Timer</div><div>50–260°C Temperature Range</div><div>LED Display</div><div>5 × Shelf Positions</div><div>2 × Interior Lamps</div><div>Turbo Ring Elements</div><div>Cavity Cooling System</div><div>Removable Doors and Inner Glass</div></div></div>	<div><div>ACCESSORIES</div><div><div>3 × Chrome Wire Shelves</div><div>1 × Enamelled Baking Tray</div><div>1 × Grill Insert</div><div>1 × Tempered Glass Tray</div></div></div>	<div><div>POWER REQUIREMENTS</div><div><div>Power Connection</div><div>25 Amp, Hardwired</div><div>Rated Voltage</div><div>220–240V</div><div>Rated Frequency</div><div>50Hz–60Hz</div><div>Maximum Power</div><div>4200–5100W</div></div></div>
<div><div>FRONT VIEW</div><div><div>Note: See the user manual for detailed ventilation and installation details</div></div></div>	<div><div>SIZE, W/D/H (MM)</div><div><div>Packaged</div><div>647 × 680 × 945</div><div>Physical</div><div>594 × 581 × 888</div><div>Lower Door Height</div><div>460</div></div></div>	<div><div>ADDITIONAL DETAILS</div><div><div>Barcode</div><div>9349260096714</div><div>Warranty</div><div>3 Years</div></div></div>







DIMENSIONS (MM)

A 594

B 888

C 560

D 21

E 547

F 868

MINIMUM INSIDE CAVITY (MM)

W 597

D 560 (Proud)

H 890

D 581 (Flush)

Date: August 8, 2024 2:10 pm. This Specification Sheet should not be used as installation guidance for any product. Installation guides will be provided with the physical product and are also on our website omegaappliances.com.au

Designed to Enhance

EST. 1981